Seneca Social Dance Audio Clips from the Library of Congress

What do you remember?

What do you remember?

Do you remember any of the names of the Seneca dances/songs you learned in the first lesson?

What do you remember?

Do you remember any of the names of the Seneca dances/songs you learned in the first lesson?

What is something that left an impression on you? Or what is the most memorable thing you learned?



Today…



Today…

We will listen to two audio clips of social dance songs from the 1940s. These clips are original recordings, considered primary sources, and are preserved in the Library of Congress collection.

Today…

We will listen to two audio clips of social dance songs from the 1940s. These clips are original recordings, considered primary sources, and are preserved in the Library of Congress collection.

While listening to the two clips, you will complete a worksheet entitled, “What I Hear…”. The worksheet will help you to complete the next activity in this lesson.

Today…

We will listen to two audio clips of social dance songs from the 1940s. These clips are original recordings, considered primary sources, and are preserved in the Library of Congress collection.

While listening to the two clips, you will complete a worksheet entitled, “What I Hear…”. The worksheet will help you to complete the next activity in this lesson.

Then, you will work individually to predict and identify what song/dance each sound clip belongs to. You will do this by reading the information about each dance and using your “What I Hear…” worksheet.



“What I Hear...”

Name: _____ Date: _____

Listen to two Seneca social dance songs, and make observations by answering each question for each song.

What I hear...

	Instruments: Are any instruments used? If so, describe how it sounds	Number of Singers: Is there more than one singer?	Male or Female Singer	Speed of Rhythm: Is the rhythm of the song fast or slow?
Song #1				
Song #2				

Audio Clip #1

Lead Singer: William “Billy” Buck (Seneca)
Assisted by: Simeon Gibson & Peter Thomas
1941 Six Nations Reserve

AFS #4563B 7:46-8:43

Leader: “They are paddling (a boat)”
Assistants: “Those men”
Leader: “ They are wearing feather headdresses”
Assistants: “Those men”

Audio Clip #2

Lead Singer: George Buck
Assisted by: William “Billy” Buck (Seneca)
1941 Six Nations Reserve

AFS# 4566A1,2,3,4

24:27-25:50

Individual Work

“Seneca Social Dance Audio Clip Prediction and Identification Assignment”

Name: _____ Date: _____

SENECA SOCIAL DANCE AUDIO CLIP PREDICTION & IDENTIFICATION ASSIGNMENT

Read the following information about Seneca social dances. Based on the audio clips you listened to and what you read, predict and identify what dance goes with each song. Highlight or underline the details in the text that support your prediction.

Stomp Dance (“Standing Quiver Dance) - Ga’da:šyod

The Stomp Dance or “Standing Quiver Dance” is usually the first dance of all Seneca social dance gatherings. Historically, before leaving the village on a journey, the men would place their quivers of arrows in the center of the dance area and would stomp dance around their arrows to bless their journey. Dancers will line up behind the main singer in a boy-girl-boy-girl formation. There are no instruments used during this dance, but only the stomping of their feet to create the rhythm. The main singer will make the first chant and the rest of the males will make a return chant.

Pigeon Dance - Jähgowa:’ oë:nö’

The Pigeon Dance pays tribute to the passenger pigeon, a species that is now extinct and once served as a food source for the Seneca people. Historically, Europeans prized the feathers of this bird for their hats, leading to the extinction of the entire species. They cut down entire roosting trees, which were the nesting grounds for these birds, resulting in the destruction of their habitats. This dance is performed to honor the memory of these birds. This dance is considered a partner dance. The two lead male singers will dance shoulder to shoulder using only a horn rattle to accompany the stomping rhythm of the dance. Next in line will be two female partners, and the line will continue to alternate between male and female partners. Most Seneca social dances feature male singers exclusively; however, in the Pigeon Dance, women join in harmony with the men, creating a slow, somber, yet beautiful melody.

Exit Ticket

What did you predict?

Audio Clip #1

Exit Ticket

What did you predict?

Audio Clip #1 Stomp Dance

Exit Ticket

What did you predict?

Audio Clip #1 Stomp Dance

Audio Clip #2

Exit Ticket

What did you predict?

Audio Clip #1 Stomp Dance

Audio Clip #2 Woman's Shuffle Dance